



Painter[®] 2015

Reviewer's Guide

Painter[®] 2015

Contents

1	Introducing Corel Painter 2015	1
2	Customer profiles	3
3	What's included?	5
4	Key features	7
	Revolutionary digital brushes	7
	Enhanced speed and performance	9
	A fully responsive experience	11
	Mobile art that moves you	12
5	Art Gallery	13

1



Mike Thompson

Introducing Corel® Painter® 2015

Corel® Painter® 2015 is the world's most authentic digital art studio. It's like no other paint program on the market. One of its hallmarks has always been an expansive collection of Natural-Media® painting tools found nowhere else, and Painter 2015 builds on this with the addition of revolutionary new brushes. Another distinguishing feature is the passionately supportive community of artists who combine their talent with the power of Painter in a range of professions. Not only do they actively participate in Painter's development by offering constructive feedback, they share their work, tools and methods, inspiring and encouraging digital artists around the globe.

Changing what's possible in art

Long-known as the most innovative paint program, Painter 2015 continues the tradition of pushing the envelope of digital art. The addition of the new, exclusive Particle Brushes allows a wide variety of artists to express themselves in ways never thought possible. This revolutionary brush category creates brushstrokes that flow, spring, and gravitate onto the canvas from a central point, opening up a world of creative possibilities. Particle Brushes can be controlled with precision or allowed to run free with chaotic, beautiful results.

The unmatched finesse of Painter's brush collection has always set it apart from other digital art tools. In Painter 2015, this renowned brush responsiveness has been taken to another level with the enhanced Brush Tracking utility. It lets artists intuitively control pressure sensitivity and quickly apply those new settings to the current variant, so they can get back to focusing on what matters most — their art.

Indeed, one of the goals of Painter 2015 is to give digital artists the freedom to focus on their work and forget about technology. To that end, we've delivered a native 64-bit application for our Mac users, who'll see faster performance during everyday operations like opening files, working with multiple layers, and more. In addition, all our users will notice faster zooming, panning, and rotating, thanks to the latest round of CPU optimizations.

We've always responded to what our community of passionate users has had to say. In Painter 2015, their insights and suggestions drove a number of innovations, including the creation of a series of custom user interface arrangements, each for a specific workflow. And because they also told us that they want the ability to create art anywhere, anytime, Painter 2015 offers full PC Tablet and Real-Time Stylus support, and a mobile app for Android.

So real, it's unreal

Painter 2015 is the most authentic Natural-Media painting software because of its unrivalled ability to emulate traditional art. And when you combine that with the power it gives artists to mix and experiment with media and methods in ways that simply aren't possible anywhere else, there are no boundaries on a creative imagination, and no limits on where it may lead.

We think if you give it try, you'll quickly see why it's garnered such an ardent following. Painter 2015 isn't so much a paint program as it is a creative experience, one that's so real, it's unreal.

2



Android Jones

Customer profiles

Photo artists

Photo artists capture a moment with their camera and transform the image into a work of digital art. With powerful painting tools and one-of-a-kind image cloning features found only in Painter 2015, photo artists have everything they need to produce visually stunning photo art that will dazzle clients and bolster their professional services.

Traditional artists

Traditional artists prefer time-honored techniques and the freedom of working with a blank canvas. With Painter 2015, traditional artists can easily combine classic art practices with state-of-the-art Natural-Media® technology to create digital art that's as impressive as that found on any physical canvas.

Illustrators


Illustrators work in a variety of fields, telling visual stories that elicit emotion and produce an intended result. Whether they're creating fantasy artwork for film, television or video games, drawing manga and comic art, or working on illustrations and designs for web and print, Painter 2015 helps illustrators vividly express their creative visions and leave a lasting impression.

Students and teachers

Painter is an asset for all budding artists and an important component for art curriculum worldwide. With digital tools that mimic the look and feel of their real world counterparts, Painter 2015 offers a natural way for students to learn traditional art techniques in an environment that's very conducive to experimentation — without the

cost, toxins, and mess associated with traditional art supplies.

3



Douglas Sirois

What's included?

Main application

- Corel Painter 2015, Mac OS® and Windows® versions

Content

- Libraries of unique brushes, gradients, nozzles, patterns, and paper textures

Documentation

- HTML Help (Windows) and Apple Help (Macintosh®) files
- Online User Guide and Getting Started Guide (PDF)
- Welcome Screen
- youtube.com/paintertutorials
- painterartist.com

Minimum system requirements

Mac OS® version:

- Mac OS® X 10.7, 10.8, or 10.9 (with latest revision)
- Intel® Core™ 2 Duo
- 2 GB of RAM
- 500 MB of hard disk space for application files
- Mouse or tablet
- 1280 × 800 screen resolution
- DVD drive
- Safari v5 or higher


Windows® version:

- Microsoft® Windows® 8.1 (64-bit), or Windows 7 (32-bit or 64-bit editions), with the latest Service Packs
- Intel® Pentium® 4, AMD Athlon™ 64, or AMD Opteron™
- 2 GB of RAM
- 650 MB of hard disk space for application files¹
- Mouse or tablet
- 1280 × 800 screen resolution
- DVD drive
- Microsoft® Internet Explorer® 8 or higher

Upgrade policy: Painter users of version 7 and up can take advantage of special discount pricing when upgrading to Painter 2015.

1. Additional space may be required for Microsoft .NET Framework 4.5

4



Pascal Sibertin

Key features

Corel Painter 2015 is the world's most authentic digital art studio.

Revolutionary digital brushes

Painter is famous for an expansive collection of brushes designed to inspire artists and give them the freedom to create without boundaries. Painter 2015 continues to push the envelope of digital art with the addition of Particle Brushes and new Jitter Smoothing, which enhances the realism and randomness of your brushstrokes.

New! Particle Brushes: These new physics-inspired brushes produce rich, chaotic strokes by emitting particles from a central point that create lines and patterns as they move across the canvas. This revolutionary brush category allows a wide variety of artists to push their creative visions further, whether in photo art, illustration, concept art, traditional art, and more.

There are three types of Particle Brushes — Gravity, Flow and Springs — and each have their own set of behaviors. You can control a Particle Brush variant by linking its behavior to a variety of real-time input factors, such as pressure, bearing, tilt or velocity. Or you can let them run free, with beautiful, unpredictable results.

You can quickly get to work with Particle Brushes by choosing the New Brushes user interface arrangement, which displays all palettes and controls related to the Particle Brushes.

To see them in action, check out the Particle Brush playlist on the Painter channel on YouTube.



Revolutionary physics-inspired Particle Brushes produce unreal brushstrokes that spring, flow, and glow.

Artwork by Don Seegmiller

Give it a try

Getting started with Particle Brushes

- 1** Particle brushstrokes really stand out on a dark background, so to start, choose **File ▶ New**, click the **Color** chip, and choose a dark color.
- 2** To display the palettes of the Particle Brushes for quick and easy access, choose **Window ▶ Arrange Palettes ▶ New Brushes**.

Give it a try

There are four Particle Brush panels: one for each of the three types of Particle Brushes and the **Particles - General** control panel, which contains controls common to all types. When you use the New Brushes arrangement, a series of corresponding Info panels also display giving you quick, concise explanation of settings.

- 3 In the Brush library panel, click the **Particle** brush category, and click a Flow Particle brush variant, such as **Particle Flow Flare**.

Flow variants emit short-lived particles that flow out from the center of the brushstroke across the canvas and gradually fade. As they flow, they encounter forces that change their path, resulting in a chaotic or controlled movement.

- 4 This activates the controls on the **Flow** panel. Before experimenting with those settings, enable the **Glow** check box on the **Particles - General** panel. This makes particles shine, with colors building up to white.

- 5 Paint on the canvas, adjusting the **Position Jitter** slider in between brushstrokes. Note how this changes the starting position of the particles.

You can associate all Particle Brush settings with an expression, basing your brushstroke on a number of real-time stylus input factors, such as tilt, bearing, rotation, pressure, and more.

- 6 You can change the chaos pattern randomly for a more organic look by enabling the **Randomize Chaos** check box.

You can also modify the brushstroke based on the edge and brightness of the flow map by adjusting the **Enhance Flow Map** sliders. You can change the associated flow map by choosing **Window ▶ Flow Map Panels ▶ Flow Map Libraries**, and choosing another flow map.

- 7 Now try a Gravity Particle brush variant, such as **Gravity Bristle**, and display all the controls specific to that type of Particle Brush by clicking the **Gravity Particle** panel tab.

- 8 Paint on the canvas, adjusting the **Velocity** and **Acceleration** sliders between brushstrokes.

The Velocity slider sets the base speed of all particles, and the Acceleration slider controls the forward movement of the particles.

Give it a try

- 9 Experiment with the **Spin Rate** slider, and note how slower spin rates allow the particles to track the cursor closely, while higher spin rates allow the particles to travel further away from the cursor.

New! Jitter Smoothing: If you're the type of digital artist who just wants to choose a brush and get to work, Painter 2015 offers a way to get stroke-to-stroke variation without having to tinker with settings.

Painter X3 saw the introduction of Universal Jitter, which allows you to add randomness to your brushstrokes by integrating the Jitter expression in a range of brush controls. The addition of Jitter Smoothing in Painter 2015 helps you give your brushstrokes an even more organic look. For example, Jitter Smoothing delivers more natural-looking spacing and flow in Airbrush brushstrokes, depth when using Impasto, and color transitions in multi-colored strokes. You can also make brushstroke size and opacity, grain, angle, color variability, color expression fluctuate when using any of your favorite variants, including the revolutionary new Particle Brushes.


Give it a try

Using Jitter Smoothing


- 1 Choose **File ▶ New**.
- 2 In the Brush library panel, click the **Chalks & Crayons** brush category, and click **Real Fat Chalk**.
- 3 Choose **Window ▶ Brush Control Panels ▶ Color Variability**.
- 4 Choose **from Color Set** from the list box.
- 5 Make a brushstroke on the canvas.
- 6 On the Color Variability panel, move the **Smoothness** slider to the right.
- 7 Continue painting on the canvas, moving the Smoothness slider to right between brushstrokes, giving each successive one a more organic look.



Color Variability Jitter applied to a brushstroke without Jitter Smoothing (top) and with Jitter Smoothing (bottom).



Angle Jitter applied to a brushstroke without Jitter Smoothing (top) and with Jitter Smoothing (bottom).



Opacity Jitter applied to a brushstroke without Jitter Smoothing (top) and with Jitter Smoothing (bottom).

The world's most authentic digital painting

software: With Painter 2015, you'll gain access to a wondrous collection of brushes, paper textures and media that all perfectly emulate traditional art tools. There are endless ways to express your creative vision with realistic watercolors, acrylics, oils, pastels, chalks, pencils, markers, and more. You can even create unique brushes by tailoring an existing variant to your liking.

RealBristle™ Painting: RealBristle brushes are one of the things that make Painter 2015 stand apart from other paint programs. These variants bring an unprecedented level of realism to digital painting by simulating the movement and feel of traditional media when using a tablet and pen. They behave just like their real-world counterparts, responding to pressure, speed, tilt, bearing, and rotation. And when you combine the RealBristle system with intuitive Multi-Touch Wacom support that allows for

panning, rotating, zooming, you get an incredibly realistic and immersive digital art experience.



In this painting, a variety of RealBristle brush variants were used: From the Oils brush category, the Real Oils Short and Real Round variants were used to lay in the underpainting, and the Real Fan Short variant on the clouds. From the Real Wet Oil brush category, the Wet Oil variant was used on the foreground and headland areas, and the Turp Blender to blend foreground areas.

Artwork by Cher Threinen-Pendarvis

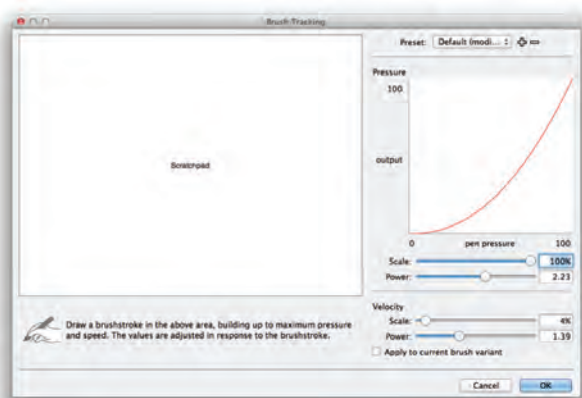
Enhanced speed and performance

Across all operating systems, Painter 2015 is the fastest and most responsive version of our award-winning software ever. A native 64-bit Mac application and significant cross-platform CPU performance optimizations deliver an unparalleled painting experience that makes your art the focus, not the technology behind it.

New! Native 64-bit application for Mac: Users on the Mac OS will notice extended processing power right away, especially during operations that require big data transfers, such as opening files, switching clone sources, working with multiple layers, using large documents, and more.

Enhanced! Cross-platform performance: Painter 2015 delivers increased speed to both Mac and PC users. With the latest round of CPU optimizations, brushes perform, on average, 40% faster. You'll also see better performance during RAM-taxing document operations, such as zooming, panning or rotating documents, displaying layers, and more.

Enhanced! Brush Tracking: Because each artist uses a different strength or pressure level in a stroke, the enhanced Brush Tracking utility helps calculate the appropriate settings for pressure and velocity. The new visual power curve helps you control universal application pressure-sensitive memory and instantly apply the settings to the current brush variant. There are default pressure curves to choose from, or you can tweak the curve and save it as a preset. You can also make practice strokes with a variant on the canvas while you're calibrating the brush tracking so you can base your brushstroke on the most realistic, accurate information possible.



The Brush Tracking utility includes a visual power curve so you can control universal application pressure-sensitive memory.

Give it a try

Using Brush Tracking

- 1 In the Brush library panel, click the **Chalks & Crayons** brush category, and click **Variable Width Chalk**.
- 2 Open the Brush Tracking utility by choosing **Corel Painter 2015 ▶ Preferences ▶ Brush Tracking** (Mac OS) or **Edit ▶ Preferences ▶ Brush Tracking** (Windows).
- 3 Using your preferred brushstroke pressure and speed, drag in the scratch pad.
This allows the Brush Tracker to calculate the appropriate settings for the brush.
- 4 You can modify the pressure settings by moving the sliders in the Pressure area. The **Scale** slider controls the point in your brushstroke where it achieves maximum pressure, and the **Power** slider sets how quickly pressure increases.

Give it a try

- 5 You also can modify the velocity settings by moving the sliders in the Velocity area. The **Scale** slider controls the point in your brushstroke where it achieves maximum velocity, and the **Power** slider sets brushstroke acceleration.

You can instantly apply those settings to the current brush variant by enabling the **Apply to current brush variant** check box.

Enhanced! Real-time effect preview: Painter 2015 takes the guesswork out of applying effects. You can now preview effects in real-time on the canvas so you instantly get an idea how the whole painting will look.

Give it a try

Previewing effects

- 1 Open an image.
- 2 Choose **Effects ▶ Surface Control ▶ Apply Surface Texture**.
- 3 Choose **Paper** from the **Using** list box.
- 4 In the toolbox, click the **Paper Selector**, and choose a new paper.

The new paper texture previews in real-time in the document.

A fully responsive experience

Painter 2015 is the most flexible paint program on the market. From purchase to creation to sharing, it responds directly to your needs.

New! Custom user-interface palette arrangements: Inspired by Painter artists, this collection of new pre-defined user-interface arrangements is designed to kick-start a variety of digital art workflows by displaying only the relevant palettes and tools. There's one for illustrating, creating photo art, and getting started with the revolutionary new Particle Brushes. There's even one that displays only minimal UI, freeing up space for tablet users. You can also choose the two workspace layouts that you use most often and quickly switch between them to suit the current task or the display mode of your device using the Quick Switch feature.



The New Brushes arrangement displays everything you need to use the Particle Brushes.

Artwork by Mike Thompson

Give it a try

Choosing a custom UI arrangement

1 Choose **Window ▶ Arrange Palettes**, and choose one of the following layouts:

- **New Brushes** — palettes of the new Particle Brushes
- **Simple** — toolbox, the menu bar, and a command bar that contains shortcuts to commonly used commands. This layout is ideal for small screens.

Give it a try

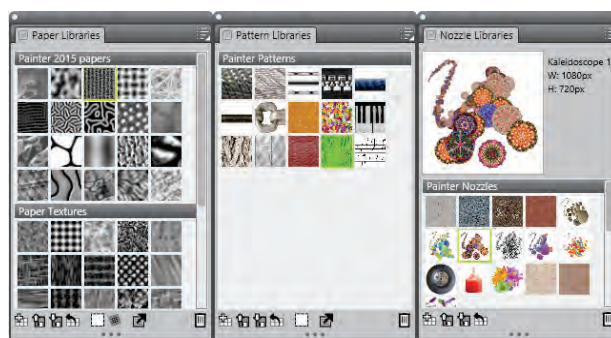
- **Photo Art** — palettes commonly used by photo artists, providing optimal setup for cloning photos, textures, and paintings
- **Illustration** — palettes commonly used for creating illustrations
- **Default** — workspace layout that works well for most computers

2 Select your preferred arrangements by choosing workspace layouts to switch between, first select two the layouts by choosing **Window ▶ Arrange Palettes ▶ Quick Switch ▶ Layout 1**, and selecting a layout.

3 Repeat to select Layout 2.

4 To toggle between the two layouts, choose **Window ▶ Arrange Palettes ▶ Quick Switch ▶ Toggle Layout**.

Fresh new content: You can add an extra special touch to your artwork with new inspirational Papers, Patterns, Gradients, Nozzles, Images, Weaves, and Flow Maps. Some of the updates are designed specifically for different types of digital artists, so whether you're an illustrator or photo artist, you can be sure to find compelling content to work with.



New content updates let you add a special touch to your artwork.

Give it a try

Accessing new content

- Do one of the following:
 - Choose **Window ▶ Paper Panels ▶ Paper Libraries** to access the new Papers.

Give it a try

- Choose **Window ▶ Media Library Panels** to access the new Patterns, Gradients, Nozzles, Weaves, and Images.
- Choose **Window ▶ Flow Map Panels ▶ Flow Map Libraries** to access the new Flow Maps.

Smart photo-painting tools: Painter 2015 has a variety of tools for transforming photos into pieces of digital art. Longtime Painter users love the traditional cloning workflow for the ability it offers to work on fine image details. Less experienced users can call on Painter's leading auto-painting tools, which streamline the process and use SmartStroke™ brush technology to paint brushstrokes that follow lines and forms in the photo.



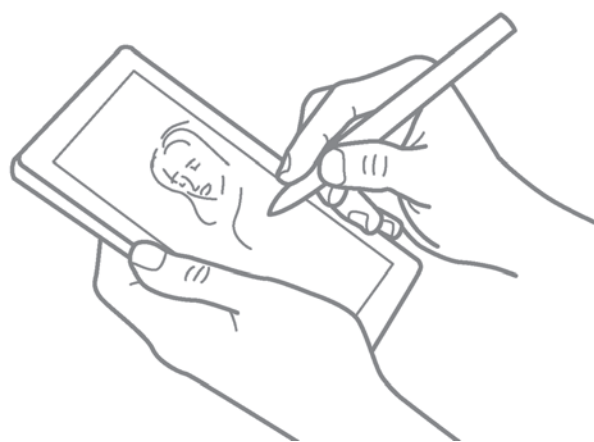
Smart photo-painting tools make it easy to transform photos into painted artwork.

New! Open upgrade policy: Users of older versions of the application, from Painter 7 right up to Painter X3, can take advantage of special discount pricing to move up to the power of Painter 2015.

Mobile art that moves you

Painter 2015 introduces mobile capabilities that will free you from your studio so you can find new inspiration anytime, anywhere.

New! Real-Time Stylus & Windows Tablet PC support: You can combine your Tablet PC with a Windows Real-Time Stylus to capture whatever inspires you on the fly. Support for the Windows Real-Time Stylus delivers truly responsive pressure-sensitivity, and depending on the device, tilt. What's more, there's no stylus driver to install, so you can use Painter 2015 right away.



RealTime Stylus and Windows Tablet PC support ensure that you can paint on the go and find new inspiration anytime, anywhere.

New! Painter Mobile for Android: Corel Painter Mobile delivers a one-of-a-kind painting experience for the Android market. This app has a concise, intuitive workspace and more than 100 versatile brushes. It also lets you tweak brushes, mix paint, and use symmetry tools. When it's time to finalize your work, you can import it directly into Painter 2015 to add professional finishing touches or export to widely used formats, such as JPEG, PNG, and PSD.

5




Bettie Grace Miner

Art Gallery

Every day, artists around the world trust Painter to help them explore their creativity and express themselves through art. We hope you enjoy these samples of artwork created by our Painter artists.




Yuki Matsumoto



Héctor Sevilla Luján



Paolo d'Altan



Einar Lunden



John Malcolm



Heather Michelle Chinn



Skip Allen



Charlene Miller



Helen Yancy



Melissa Gallo



Cher Threinen-Pendarvis

About Corel

Corel is one of the world's top software companies providing some of the industry's best-known graphics, productivity and digital media products. Boasting the most comprehensive portfolio of innovative software, we've built a reputation for delivering solutions that are easy to learn and use, helping people achieve new levels of creativity and productivity. The industry has responded with hundreds of awards for innovation, design, and value.

Used by millions of people around the world, our product lines include CorelDRAW® Graphics Suite, Corel DESIGNER®, CorelCAD™, Corel® Painter®, Corel® PaintShop® Pro, Corel® VideoStudio®, and Corel® WordPerfect® Office. For more information on Corel, please visit www.corel.com.

Copyright © 2014 Corel Corporation. All rights reserved.

Corel® Painter® 2015 Reviewer's Guide


Protected by U.S. Patents 5652880; 5347620; 5767860; 6195100; 6385336; 6552725; 6657739; 6731309; 6825859; 6633305; Patents Pending.

Product specifications, pricing, packaging, technical support and information ("specifications") refer to the retail English version only. The specifications for all other versions (including other language versions) may vary.

INFORMATION IS PROVIDED BY COREL ON AN "AS IS" BASIS, WITHOUT ANY OTHER WARRANTIES OR CONDITIONS, EXPRESS OR IMPLIED, INCLUDING, BUT NOT LIMITED TO, WARRANTIES OF MERCHANTABILITY, SATISFACTORY QUALITY, MERCHANTABILITY OR FITNESS FOR A PARTICULAR PURPOSE, OR THOSE ARISING BY LAW, STATUTE, USAGE OF TRADE, COURSE OF DEALING OR OTHERWISE. THE ENTIRE RISK AS TO THE RESULTS OF THE INFORMATION PROVIDED OR ITS USE IS ASSUMED BY YOU. COREL SHALL HAVE NO LIABILITY TO YOU OR ANY OTHER PERSON OR ENTITY FOR ANY INDIRECT, INCIDENTAL, SPECIAL, OR CONSEQUENTIAL DAMAGES WHATSOEVER, INCLUDING, BUT NOT LIMITED TO, LOSS OF REVENUE OR PROFIT, LOST OR DAMAGED DATA OR OTHER COMMERCIAL OR ECONOMIC LOSS, EVEN IF COREL HAS BEEN ADVISED OF THE POSSIBILITY OF SUCH DAMAGES, OR THEY ARE FORESEEABLE. COREL IS ALSO NOT LIABLE FOR ANY CLAIMS MADE BY ANY THIRD PARTY. COREL'S MAXIMUM AGGREGATE LIABILITY TO YOU SHALL NOT EXCEED THE COSTS PAID BY YOU TO PURCHASE THE MATERIALS. SOME STATES/COUNTRIES DO NOT ALLOW EXCLUSIONS OR LIMITATIONS OF LIABILITY FOR CONSEQUENTIAL OR INCIDENTAL DAMAGES, SO THE ABOVE LIMITATIONS MAY NOT APPLY TO YOU.

Corel, the Corel logo, CorelDRAW, Corel DESIGNER, CorelCAD, PaintShop Pro, Painter, VideoStudio, and WordPerfect are trademarks or registered trademarks of Corel Corporation and/or its subsidiaries in Canada, the U.S., and/or other countries.

Other product, font, and company names and logos may be trademarks or registered trademarks of their respective companies.



Painter[®] 2015

Media Contact

Michaela Schreiter
Public Relations Manager
Corel Corporation
613-728-0826 ext. 1323
michaela.schreiter@corel.com



Corel Corporation
1600 Carling Ave.
Ottawa, ON
Canada K1Z 8R7

Corel UK Limited
Sapphire Court
Bell Street
Maidenhead
Berkshire SL6 1BU
United Kingdom